

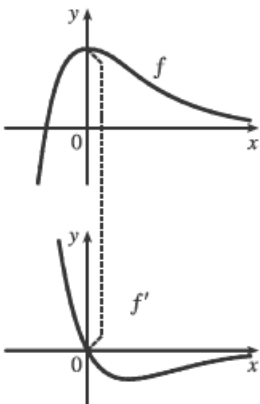
---

Section 2.2 #s 11 - 15 part

---

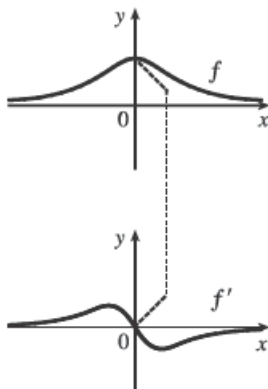
Hints for Exercises 4–11: First plot  $x$ -intercepts on the graph of  $f'$  for any horizontal tangents on the graph of  $f$ . Look for any corners on the graph of  $f$ —there will be a discontinuity on the graph of  $f'$ . On any interval where  $f$  has a tangent with positive (or negative) slope, the graph of  $f'$  will be positive (or negative). If the graph of the function is linear, the graph of  $f'$  will be a horizontal line.

5.



Hints for Exercises 4–11: First plot  $x$ -intercepts on the graph of  $f'$  for any horizontal tangents on the graph of  $f$ . Look for any corners on the graph of  $f$ —there will be a discontinuity on the graph of  $f'$ . On any interval where  $f$  has a tangent with positive (or negative) slope, the graph of  $f'$  will be positive (or negative). If the graph of the function is linear, the graph of  $f'$  will be a horizontal line.

6.



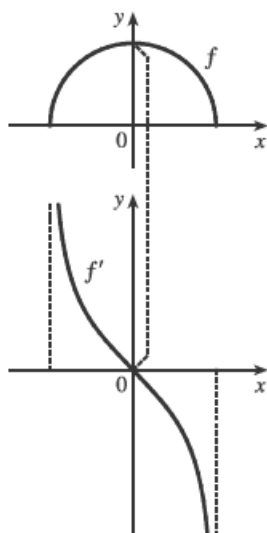
---

Section 2.2 #s 11 - 15 part

---

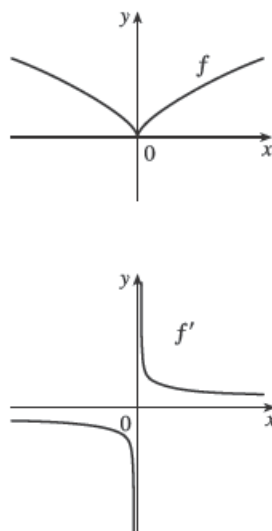
Hints for Exercises 4–11: First plot  $x$ -intercepts on the graph of  $f'$  for any horizontal tangents on the graph of  $f$ . Look for any corners on the graph of  $f$ —there will be a discontinuity on the graph of  $f'$ . On any interval where  $f$  has a tangent with positive (or negative) slope, the graph of  $f'$  will be positive (or negative). If the graph of the function is linear, the graph of  $f'$  will be a horizontal line.

7.



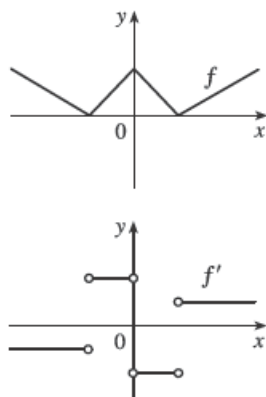
Hints for Exercises 4–11: First plot  $x$ -intercepts on the graph of  $f'$  for any horizontal tangents on the graph of  $f$ . Look for any corners on the graph of  $f$ —there will be a discontinuity on the graph of  $f'$ . On any interval where  $f$  has a tangent with positive (or negative) slope, the graph of  $f'$  will be positive (or negative). If the graph of the function is linear, the graph of  $f'$  will be a horizontal line.

8.



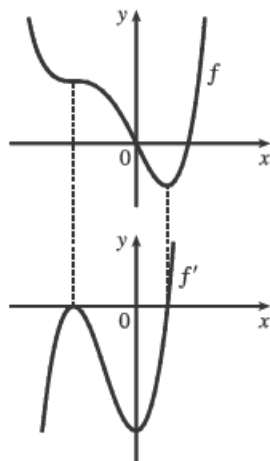
Hints for Exercises 4–11: First plot  $x$ -intercepts on the graph of  $f'$  for any horizontal tangents on the graph of  $f$ . Look for any corners on the graph of  $f$ —there will be a discontinuity on the graph of  $f'$ . On any interval where  $f$  has a tangent with positive (or negative) slope, the graph of  $f'$  will be positive (or negative). If the graph of the function is linear, the graph of  $f'$  will be a horizontal line.

9.



Hints for Exercises 4–11: First plot  $x$ -intercepts on the graph of  $f'$  for any horizontal tangents on the graph of  $f$ . Look for any corners on the graph of  $f$ —there will be a discontinuity on the graph of  $f'$ . On any interval where  $f$  has a tangent with positive (or negative) slope, the graph of  $f'$  will be positive (or negative). If the graph of the function is linear, the graph of  $f'$  will be a horizontal line.

10.



Hints for Exercises 4–11: First plot  $x$ -intercepts on the graph of  $f'$  for any horizontal tangents on the graph of  $f$ . Look for any corners on the graph of  $f$ —there will be a discontinuity on the graph of  $f'$ . On any interval where  $f$  has a tangent with positive (or negative) slope, the graph of  $f'$  will be positive (or negative). If the graph of the function is linear, the graph of  $f'$  will be a horizontal line.

11.

